

PRODUCT DATASHEET

DP COMP TH 1200 V 33W 840 IP66 PS

DAMP PROOF COMPACT THROUGHWIRING GEN 2 | Modern damp-proof luminaires with through-wiring and lumen-switchable versions

Areas of application

- Industrial and storage facilities
- Car parks and underpasses
- Garages
- Workshops, assembly lines



Product benefits

- Highly versatile due to available power select versions that allow 2 different lumen packages
- Excellently usable in bigger installations due to preinstalled through-wiring (3x1.5mm²)
- Easy access to electrical terminal thanks to end caps with twist and lock mechanism
- Tool-free electrical connection due to push button connector
- Evenly distributed light
- 5 years guarantee

Product features

- Power select option available to select between 2 lumen packages
- Through-wiring 3x1.5mm² already installed
- Lifetime (L80/B10): up to 50,000 h (at 25 °C)
- High luminous efficacy: up to 123 lm/W
- Polycarbonate housing IP66 and IK08
- Beam angle: 120°

TECHNICAL DATA

Electrical data

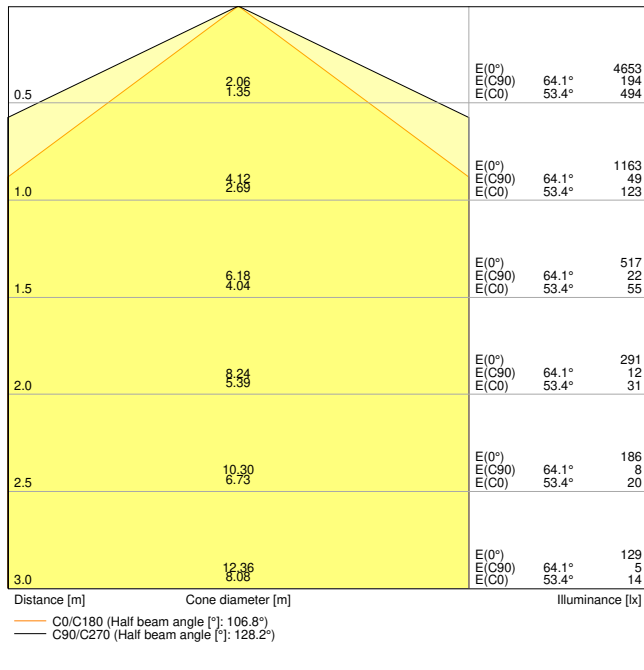
| | |
|------------------------------------------|---------------------------|
| Nominal wattage | 33 W / 21 W ¹⁾ |
| Nominal voltage | 220...240 V |
| Mains frequency | 50...60 Hz |
| Nominal current | 145.000 mA ¹⁾ |
| Inrush current | 33.6 A |
| Inrush current time T _{h50} | 4.65 µs |
| Max. no. of lum. on circuit break. B16 A | 50 |
| Max. no. of lum. on circuit break. C10 A | 42 |
| Max. no. of lum. on circuit break. C16 A | 67 |
| Power factor λ | > 0.90 |
| Total harmonic distortion | < 20 % |
| Protection class | II |
| Operating mode | Integrated LED driver |

¹⁾ For possible options refer to lumen/power table image

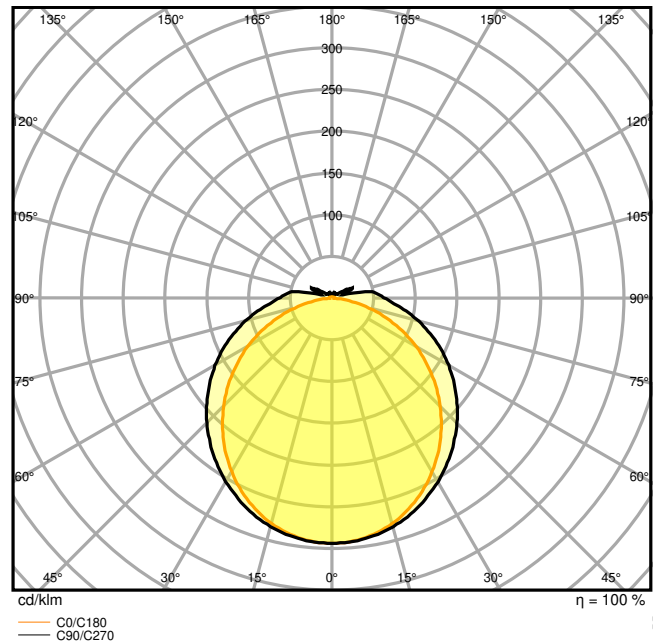
Photometrical data

| | |
|----------------------------------------------|-----------------------------------|
| Luminous flux | 3960 lm / 2600 lm ¹⁾ |
| Luminous efficacy | 123 lm/W / 120 lm/W ¹⁾ |
| Color temperature | 4000 K |
| Light color (designation) | Cool White |
| Color rendering index Ra | ≥ 80 |
| Standard deviation of color matching | 5 sdc |
| Low flicker | Yes |
| Flickering metric (Pst LM) | ≤ 1 |
| Stroboscope effect metric (SVM) | ≤ 0.4 |
| Photobiological safety group acc. to EN62778 | RG0 |
| Beam angle | 120 ° |

¹⁾ For possible options refer to lumen/power table image



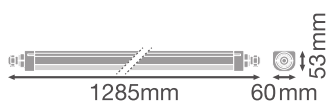
LDC typ cone



LDC typ polar

Dimensions & Weight

| | |
|----------------|------------|
| Length | 1285.00 mm |
| Width | 60.00 mm |
| Height | 53.00 mm |
| Product weight | 770.00 g |



Materials & Colors

| | |
|---------------|-------|
| Product color | White |
| Housing color | White |

| | |
|--------------------------------------------|--------------------|
| Body material | Polycarbonate (PC) |
| Cover material | Polycarbonate (PC) |
| Light emitting surface material | Polycarbonate (PC) |
| Glow Wire Test according to IEC 60695-2-12 | 850 °C |
| Mercury content | 0.0 mg |

Application & Mounting

| | |
|----------------------------------------|----------------------------|
| Ambient temperature range | -20...+45 °C |
| Temperature range at storage | -40...+80 °C |
| Type of connection | Screwless terminal, 3-Pole |
| Type of protection | IP66 |
| Protection class IK (shock resistance) | IK08 |
| Dimmable | Yes |
| Type of dimming | DIP SWITCH |
| Mounting type | Surface/Suspended |
| Mounting location | Wall / Ceiling |
| Application environment | Indoor |
| Adjustable | No |
| LED module replaceable | Not replaceable |
| With light source | Yes |

Lifespan

| | |
|----------------------------|-----------------------|
| Lifespan L70/B50 at 25 °C | 75000 h ¹⁾ |
| Lifespan L80/B10 at 25 °C | 50000 h ¹⁾ |
| Lifespan L90/B10 at 25 °C | 30000 h |
| Number of switching cycles | 100000 |

¹⁾ t[h]: L70 / B50 @ 25 °C (Ta), t[h]: L80 / B10 @ 25 °C (Ta), t[h]: L90 / B10 @ 25 °C (Ta)

Control gear

| | |
|-----------------------------|--------|
| Output current | 365 mA |
| ECG - Output ripple current | < 20 % |

Certificates & Standards















| | |
|------------------------------------------------------|--------------------------------|
| Standards | CE / CB / TÜV SÜD / UKCA / EAC |
| Luminaire with limited surface temperature, "D sign" | Yes |
| Ball shot safe | No |

EQUIPMENT / ACCESSORIES

– Stainless steel clamps with safety screws included

- Mounting accessories included (suspension kit, theft protection kit)

DOWNLOAD DATA

| Documents and certificates | |
|-------------------------------------------------------------------------------------|---------------------------------|
|  | User instruction |
|  | Addon Technical Information |
|  | Declarations Of Conformity CE |
|  | Declarations Of Conformity UKCA |
| Photometric and lighting design files | |
|  | IES file (IES) |
|  | LDT file (Eulumdat) |
|  | ULD file (DIALux) |
|  | ROLF file (RELUX) |
|  | UGR file (UGR table) |
|  | LDC typ cone |
|  | LDC typ polar |
| CAD/BIM files | |
|  | BIM_Revit_3D |
|  | CAD_STEP_3D |
| Tender texts | |
|  | Tender documents |

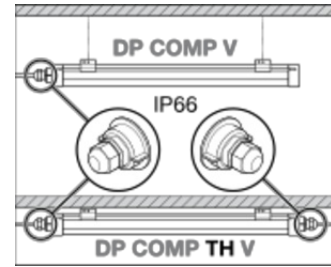
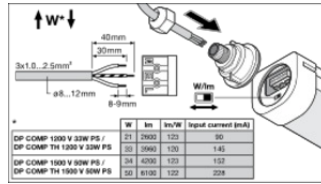
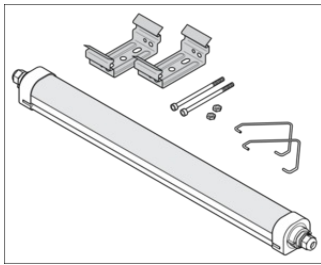
LOGISTICAL DATA

| Product code | Packaging unit (Pieces/Unit) | Dimensions (length x width x height) | Gross weight | Volume |
|---------------|------------------------------|--------------------------------------|--------------|-----------------------|
| 4058075740914 | Folding box 1 | 60 mm x 1,312 mm x 67 mm | 993.00 g | 5.27 dm ³ |
| 4058075740921 | Shipping box 9 | 1,340 mm x 210 mm x 195 mm | 10059.00 g | 54.87 dm ³ |

| Product code | Packaging unit (Pieces/Unit) | Dimensions (length x width x height) | Gross weight | Volume |
|--------------|------------------------------|--------------------------------------|--------------|--------|
|--------------|------------------------------|--------------------------------------|--------------|--------|

The mentioned product code describes the smallest quantity unit which can be ordered. One shipping unit can contain one or more single products. When placing an order, for the quantity please enter single or multiples of a shipping unit.

ADDITIONAL CATALOG INFORMATION



| | W | lm | lm/W | Input current (mA) |
|--------------------------------------------------|----|------|------|--------------------|
| DP COMP 1200 V 33W PS / DP COMP TH 1200 V 33W PS | 21 | 2600 | 123 | 90 |
| DP COMP 1500 V 50W PS / DP COMP TH 1500 V 50W PS | 33 | 3960 | 120 | 145 |
| DP COMP 1500 V 50W PS / DP COMP TH 1500 V 50W PS | 34 | 4200 | 123 | 152 |
| DP COMP 1500 V 50W PS / DP COMP TH 1500 V 50W PS | 50 | 6100 | 122 | 228 |

References / Links

- For Guarantee see www.ledvance.com/guarantee

DISCLAIMER

Subject to change without notice. Errors and omission excepted. Always make sure to use the most recent release.